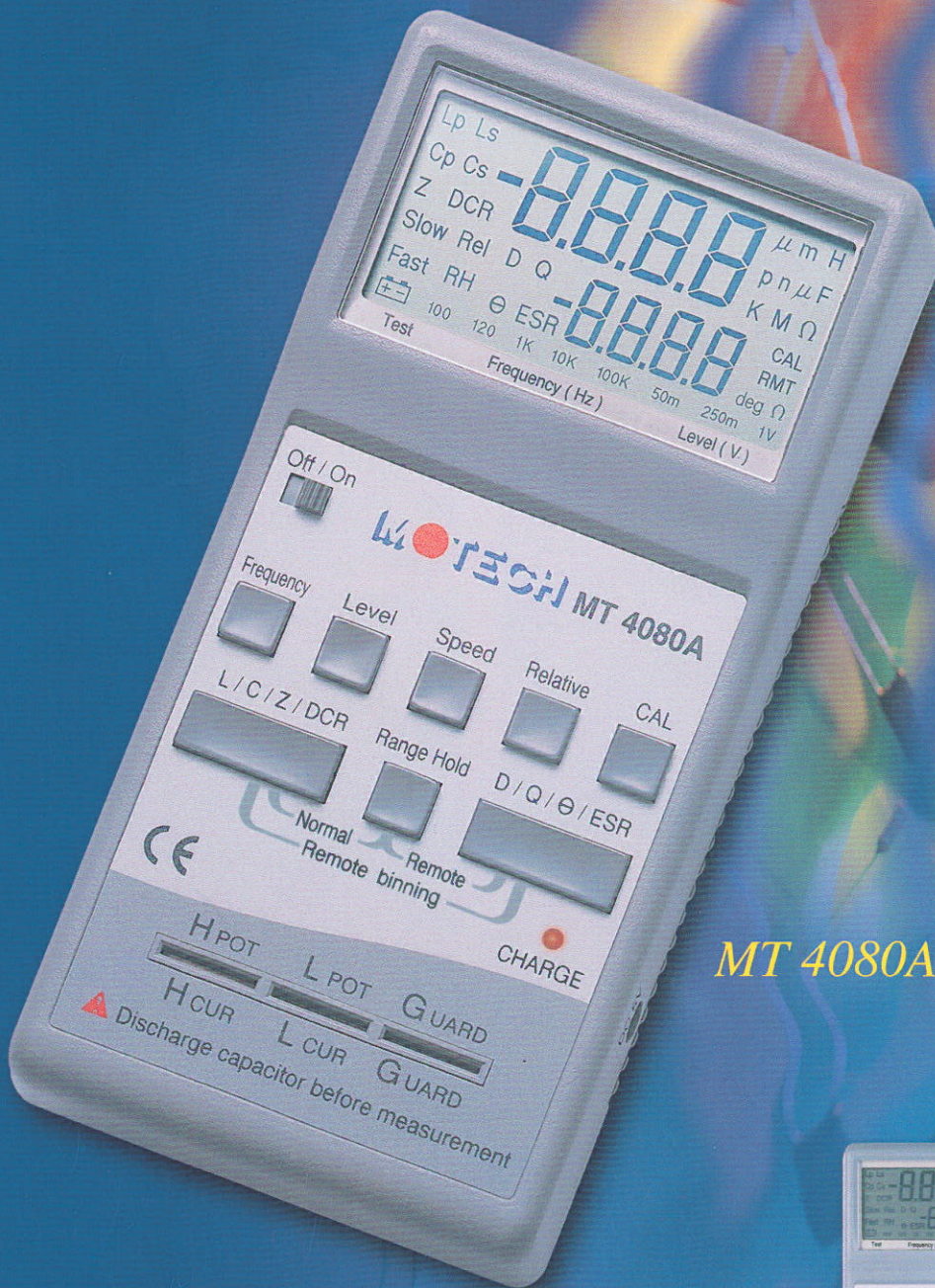



# 100KHz Handheld LCR Meter

The First One On the Market

The First One On the Market



MT 4080A



MT4080A  
100Hz to 100KHz




MT4080D  
100Hz to 10KHz

# The Most Advanced

## Dual Display:

60(2.36")x40(1.57")mm LCD.  
displays measurement values  
and instrument states




## IrDA:

Allow communication with  
a personal computer

## Frequency:

Select the desired test frequency



## Speed:

Select variable measurement speed

## Relative:

Offset from a previous  
measurement value

## Measurement Parameter:

Select the desired test parameter  
and circuit mode

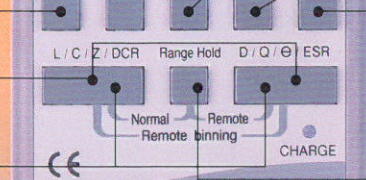


## Calibration:

Open and short correction  
(compensation)

## Remote Binning:

Sort the components easily

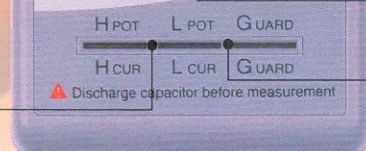


## Range Hold:

Select the autorange or  
manual mode

## Five Terminals:

Reduces errors due to cable  
extension



## Built-in Direct Test Fixture:

Test the lead components easily

The MT4080A/ MT4080D LCR Meter is the first handheld meter of this type on the market, with a wide range of test frequencies up to 10KHz ( MT4080D ) or 100KHz (MT4080A), and many measurement parameters including Z, L, C, DCR, ESR, D, Q, and  $\theta$  as well. The MT4080A/ MT4080D is designed for both component evaluation on the production line and fundamental impedance testing for bench-top applications. With a built-in direct test fixture you can test the lead components very easily. The 4-wire test clip can give a convenient connection to larger components and assemblies with the accuracy of 4-wire testing. The LCR meter offers fast, reliable, and versatile testing at low cost. Furthermore, the infrared interface (RS232C) is an attractive, cost-effective solution for quality assurance and incoming inspection operations, making the MT4080A/ 4080D is the most advanced handheld LCR meter available on the market today.

- Measurement parameters : Z, L, C,DCR,ESR, D,Q, and  $\theta$
- Test conditions: 100Hz, 120Hz,1KHz, 10KHz, 100 KHz (MT4080A only) 1Vrms, 0.25Vrms, 0.05Vrms
- 0.2% basic accuracy
- Dual LCD display
- Remote binning capability
- Very quick response
- Fully auto/manual selection
- DC resistance measurement
- Rechargeable battery/ AC powered
- User friendly
- Infrared interface(RS232C)


# Handheld LCR Meter

## The First One On the Market



### ESR measurement

In today's switching mode power supply design, higher frequency is reached everyday to take advantage of the size and output power barrier. To ensure the performance of the circuit, the Equivalent Serial Resistance (ESR) in a capacitor is the key element determining efficiency and performance. With MT4080A/ MT4080D the user can quickly check the ESR of a capacitor up to 100KHz or 10KHz without hesitation.



### Built-in infrared Port

MT4080A/ MT4080D comes with a built-in infrared port to allow communication with a personal computer. With the fully Remote Control Command (RCC) support, both units are able to act as an automatic LCR testing system - this is especially applicable in automatic Q.A and I.Q.C testing. The user is able to control the measurements and get the measured values through the infrared port. Remote-Binning feature, easily sorting the components, is combined with remote-binning software and infrared port.




### SMD test probe (options)

Surface-mount components are usually tiny and have no wire leads, making it more difficult to test surface-mount devices than conventional components. The TL08A SMD test probe gives users an easy way to conduct SMD component testing. The uniquely designed SMD test probe can also be used to test conventional components if the wire leads are too short to insert into the test terminals.



### Open and short calibration

In the world of LCR meters, open and short calibrations are important procedures before making any measurements, especially when user changes the testing frequency and level. Therefore, very fast open and short calibrations are the key factors to the user. Within just 10 seconds, the user can perform open or short calibrations at any frequency and level that s/he desires.



### Transformer measurement

To qualify xDSL transformers, you can measure the primary inductance or coupling capacitance at 10KHz, and leakage inductance at 100KHz with lower test voltage. You can also measure the DC-resistance of primary and secondary with the standard DCR function.